



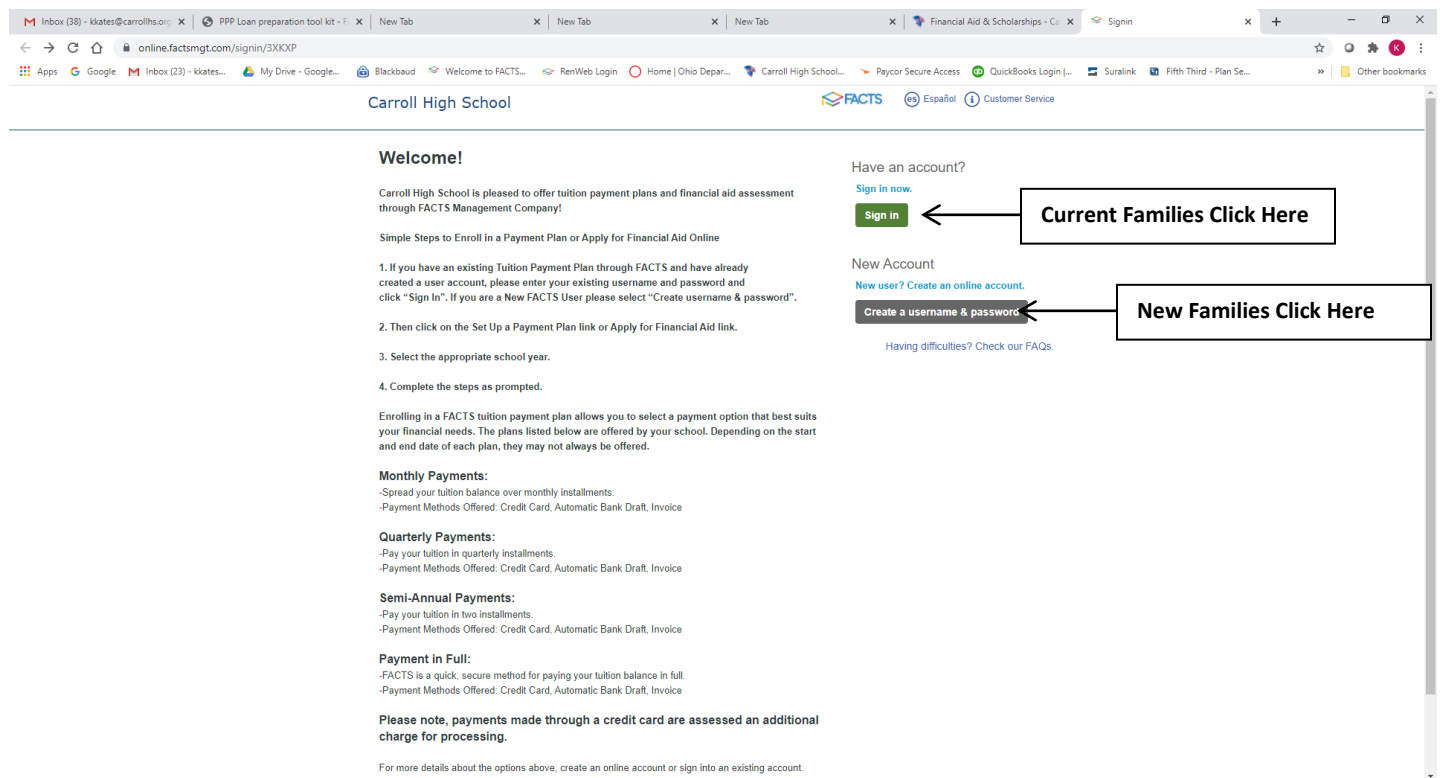
Applying For Financial Aid
2021-2022 School Year
Deadline: December 1, 2020

- The financial aid process will require completing the online application per these instructions.
A \$30.00 processing fee will be required.
Deadline for submission is December 1, 2020

Step 1-Access the Carroll High School FACTS homepage

Begin by accessing the Carroll High School FACTS homepage at the following web address

https://online.factsmgt.com/signin/3XKXP



If you are a current family, enter your USERNAME and PASSWORD and proceed to step 3

If you are a new family, click the CREATE A USERNAME AND PASSWORD box

Step 2-Registering with FACTS

You will need to register with FACTS to access the 2021-2022 Financial Aid Application. If you have a FACTS account with another school, you still need to set up a FACTS account with Carroll High School.

Note: If you are a current family, you already have a login for FACTS. If you do not know your login please contact FACTS customer service at 1-866-441-4637 or Kevin Kates at kkates@carrollhs.org.

The screenshot shows a web browser window with the URL <https://online.factsmgmt.com/register/inst/3XKXP/email-entry?rso=5cdf963b-9081-4157-9c2d-972a35e2f0f7>. The page features the FACTS logo and a blue header. The main content area is titled "Register" and contains the instruction "Please enter your e-mail address." Below this is a text input field labeled "E-mail Address*" with a "Next" button and a "Cancel" button. A callout box with an arrow points to the input field, containing the text "Enter email address and click 'Next'". At the bottom of the page, there is a footer with the text "A-AD-0-60 v7.3.10925.11533" and a navigation bar with links for "Top of Page", "Customer Service", "Terms of Use", and "Privacy & Security".

The screenshot shows the same web browser window, but the page has advanced to the next step. The URL is <https://online.factsmgmt.com/register/inst/3XKXP/consumer-welcome?rso=5cdf963b-9081-4157-9c2d-972a35e2f0f7>. The page features the FACTS logo and a blue header. The main content area is titled "Register" and contains the text "Welcome! Thank you for using FACTS." and "Please take a few moments to create a user account." Below this are two buttons: "Create a new FACTS account" and "Already have an account with FACTS?". A callout box with an arrow points to the "Create a new FACTS account" button, containing the text "Click 'Create a new FACTS account'". At the bottom of the page, there is a footer with the text "A-AD-0-60 v7.3.10925.11533" and a navigation bar with links for "Top of Page", "Customer Service", "Terms of Use", and "Privacy & Security".

Create an account with FACTS:
-Enter your email address



Create Account

Please enter your e-mail address.

E-mail Address*

Enter your email address

←

[Do not have an e-mail address?](#)

Click NEXT

↖

-click CREATE A NEW FACTS ACCOUNT



Create Account

Welcome! Thank you for using FACTS.

Please take a few moments to create a user account.

Click CREATE A NEW FACTS ACCOUNT

↙

[Already have an account with FACTS?](#)

-Fill in all the required information



[es Español](#) [i Customer Service](#)

Create Account

Contact Info

Name

Prefix	<input type="text" value="-- None --"/>
First Name*	<input type="text"/>
Middle Name	<input type="text"/>
Last Name*	<input type="text"/>
Suffix	<input type="text" value="-- None --"/>

Address

Country*	<input type="text" value="United States"/>
Address Line 1*	<input type="text" value="Street Address, PO Box, Company Name, c/"/>
Address Line 2	<input type="text" value="Apartment, Suite, Unit, Building, Floor, etc."/>
Add another address line	
City*	<input type="text"/>

State*	<input type="text" value="-- Select --"/>
Zip*	<input type="text"/>
Time Zone*	<input type="text" value="Eastern Time"/>

E-mail

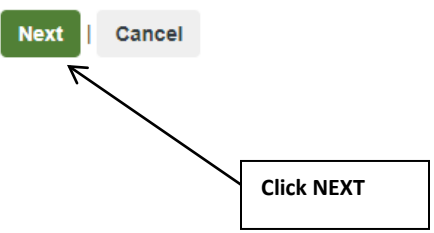
E-mail 1	<input type="text" value="lkates2022@carrollhs.org"/>
Add another e-mail address	
E-mail correspondence will be sent to all e-mails provided.	

Phone Numbers

At least one phone number is required.

Daytime Phone	<input type="text" value="US"/>	<input type="text"/>	Ext.	<input type="text"/>
Evening Phone	<input type="text" value="US"/>	<input type="text"/>	Ext.	<input type="text"/>
Mobile Phone	<input type="text" value="US"/>	<input type="text"/>		

I certify that I am the subscriber to the provided cellular or other wireless number. To stay informed and receive the best service, I authorize FACTS and its representatives and agents to contact me regarding my account at any current and future numbers that I provide for my cellular telephone or other wireless device using automatic dialing systems, artificial or prerecorded messages, and/or SMS text messages. I understand that standard message and data rates may be charged by my service provider(s). By clicking 'Next' below, you agree to such contact related to your account.



Choose a USERNAME and PASSWORD and 4 digit PIN. Answer the SECURITY QUESTIONS then click SUBMIT



Create Account

Online Account Profile

Required fields are marked with a *

Username and Password

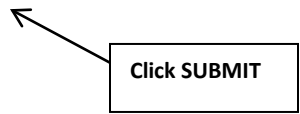
Username*	<input type="text"/>	<ul style="list-style-type: none">✓ Do not include spaces in your password✗ Password must contain at least 8 characters✗ Password must contain at least one letter✗ Password must contain at least one number✗ Password must include at least one special character: !@#\$\$%^&*()_+.✓ Password must not have any invalid characters✓ Passwords are case sensitive✓ Password cannot contain the username
Password*	<input type="password"/>	
Confirm Password*	<input type="password"/>	

Phone Authentication

This information will be used to validate your identity when making inquiries by telephone. Choose information you will easily remember.

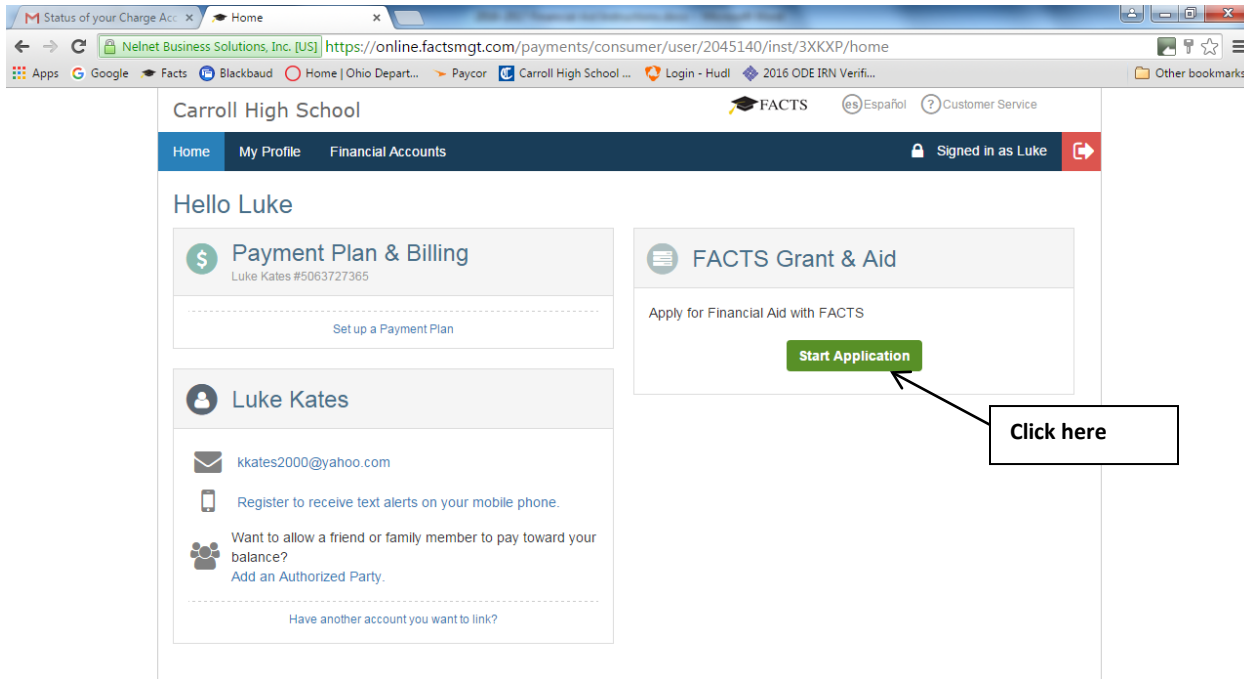
4-Digit PIN*	<input type="text"/>
Telephone ID Question 1*	<input type="text" value="-- Select --"/>
Question 1 Answer*	<input type="text"/>
Telephone ID Question 2*	<input type="text" value="-- Select --"/>
Question 2 Answer*	<input type="text"/>

|



Step 3-Starting and Completing the 2021-2022 Financial Aid Application

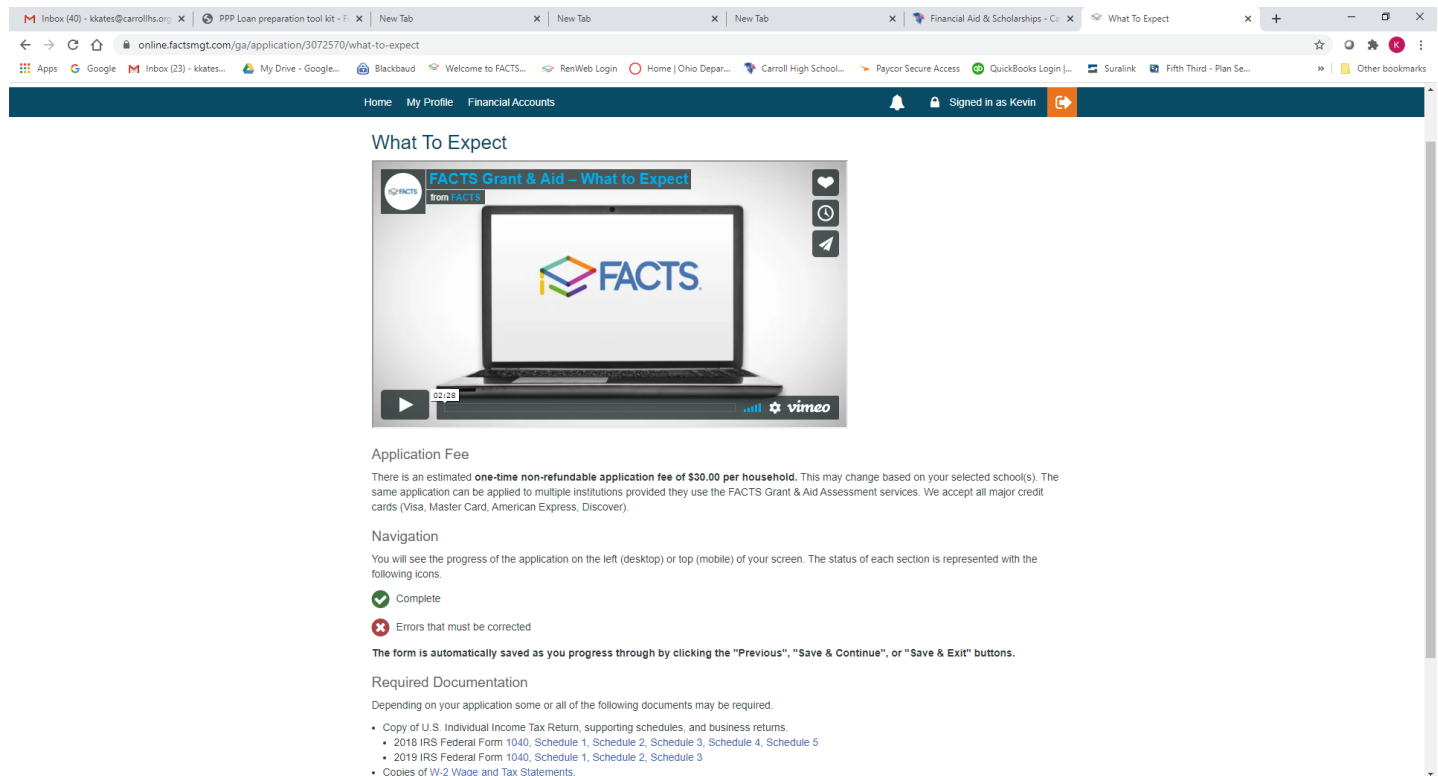
Once you have registered with FACTS, you will see the “FACTS Grant & Aid Application” link. To begin the application, click the “Start Application” button.



You will be asked to select a term (year). Choose 2021-2022 and click CONTINUE.



View the tutorial video for instructions on completing the application.



The screenshot shows a web browser window with multiple tabs. The active tab is titled 'What To Expect' and displays a video player. The video player has a title 'FACTS Grant & Aid - What to Expect' and a logo for 'FACTS' on a laptop screen. Below the video player, there is text explaining the application fee, navigation instructions, and required documentation.

What To Expect

Application Fee
There is an estimated **one-time non-refundable application fee of \$30.00 per household**. This may change based on your selected school(s). The same application can be applied to multiple institutions provided they use the FACTS Grant & Aid Assessment services. We accept all major credit cards (Visa, Master Card, American Express, Discover).

Navigation
You will see the progress of the application on the left (desktop) or top (mobile) of your screen. The status of each section is represented with the following icons.

- Complete
- Errors that must be corrected

The form is automatically saved as you progress through by clicking the "Previous", "Save & Continue", or "Save & Exit" buttons.

Required Documentation
Depending on your application some or all of the following documents may be required.

- Copy of U.S. Individual Income Tax Return, supporting schedules, and business returns.
 - 2018 IRS Federal Form 1040, Schedule 1, Schedule 2, Schedule 3, Schedule 4, Schedule 5
 - 2019 IRS Federal Form 1040, Schedule 1, Schedule 2, Schedule 3
- Copies of W-2 Wage and Tax Statements.
- Copies of supporting documentation for household Nontaxable Income.

-Review the required Documentation and click “View Application”

Required Documentation

Depending on your application some or all of the following documents may be required.

- Copy of U.S. Individual Income Tax Return, supporting schedules, and business returns.
 - 2018 IRS Federal Form 1040, Schedule 1, Schedule 2, Schedule 3, Schedule 4, Schedule 5
 - 2019 IRS Federal Form 1040, Schedule 1, Schedule 2, Schedule 3
- Copies of [W-2 Wage and Tax Statements](#).
- Copies of supporting documentation for household Nontaxable Income.

A complete list of required documents will be available once you have submitted your application along with instructions on how to upload your documents.

[View Application](#)

Click here

You can start the application and continue at a later time but please remember the deadline for completion and submission is December 1, 2020.

If you have problems or questions, you can contact FACTS customer support at 1-866-441-4637 or contact the Carroll High School Business Manager, Kevin Kates, at kkates@carrollhs.org.