



Applying For Financial Aid
2020-2021 School Year
Deadline: December 1, 2019

- The financial aid process will require completing the online application per these instructions.
A \$28.00 processing fee will be required.
Deadline for submission is December 1, 2019

Step 1-Access the Carroll High School FACTS homepage

Begin by accessing the Carroll High School FACTS homepage at the following web address

https://online.factsmgt.com/signin/3XKXP

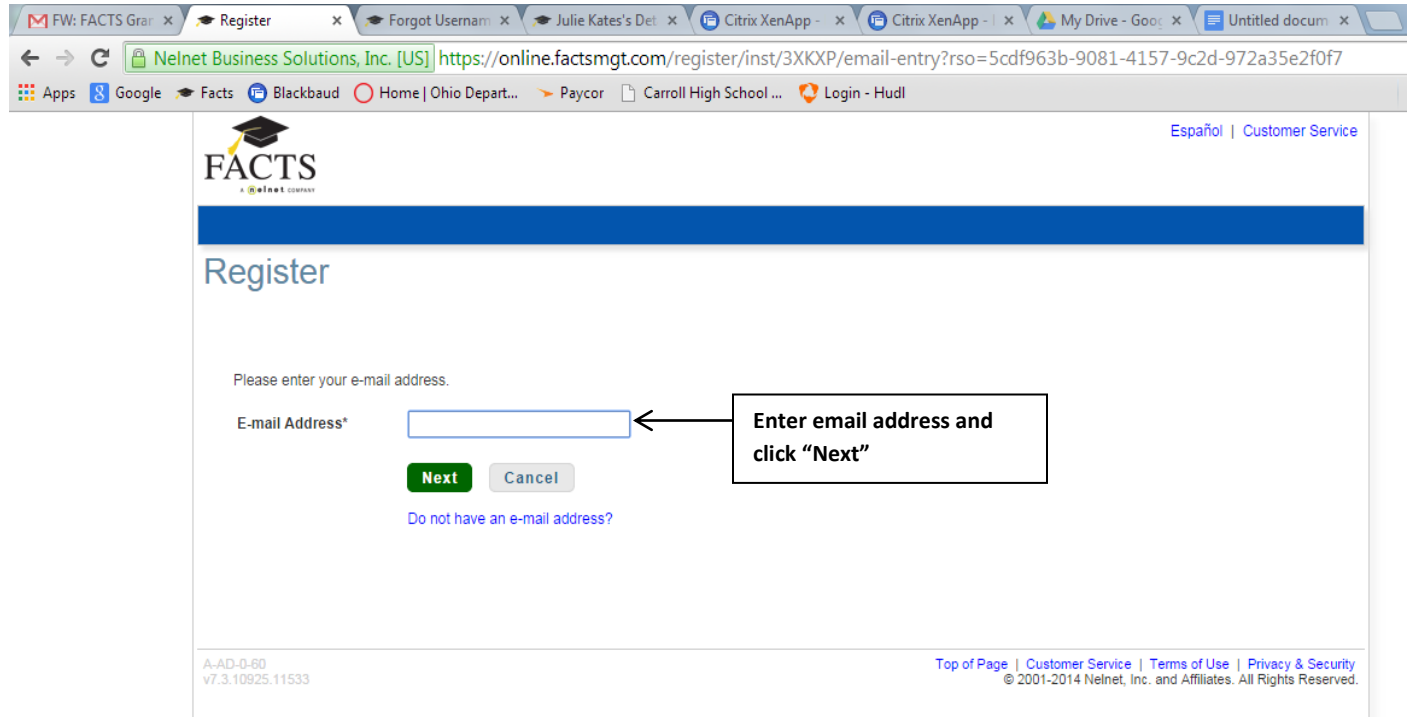
If you are a current family, enter your USERNAME and PASSWORD and proceed to step 3

If you are a new family, click the CREATE A USERNAME AND PASSWORD box

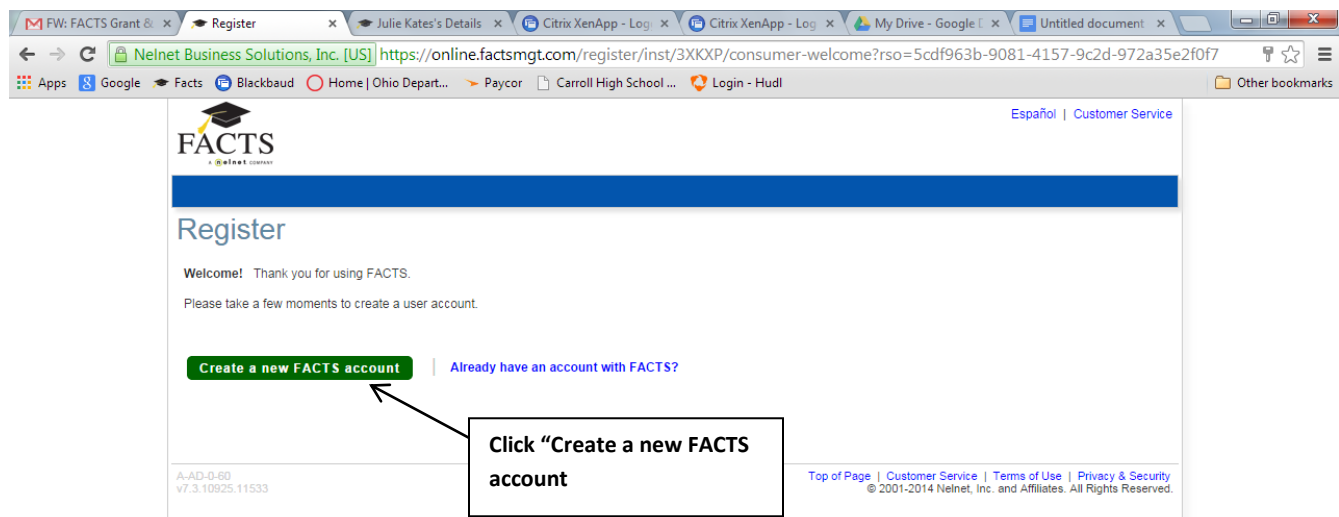
Step 2-Registering with FACTS

You will need to register with FACTS to access the 2020-2021 Financial Aid Application. If you have a FACTS account with another school, you still need to set up a FACTS account with Carroll High School.

Note: If you are a current family, you already have a login for FACTS. If you do not know your login please contact FACTS customer service at 1-866-441-4637 or Kevin Kates at kkates@carrollhs.org.



The screenshot shows a web browser window with the URL <https://online.factsmgmt.com/register/inst/3XKXP/email-entry?rso=5cdf963b-9081-4157-9c2d-972a35e2f0f7>. The page title is "Register" and it features the FACTS logo. The main content area says "Please enter your e-mail address." and has a form with the label "E-mail Address*" and an input field. Below the input field are "Next" and "Cancel" buttons. A callout box with an arrow pointing to the input field contains the text "Enter email address and click 'Next'". At the bottom of the page, there is a footer with the text "A-AD-0-60 v7.3.10925.11533" and navigation links for "Top of Page", "Customer Service", "Terms of Use", and "Privacy & Security".



The screenshot shows the same web browser window, but the URL is <https://online.factsmgmt.com/register/inst/3XKXP/consumer-welcome?rso=5cdf963b-9081-4157-9c2d-972a35e2f0f7>. The page title is "Register" and it features the FACTS logo. The main content area says "Welcome! Thank you for using FACTS." and "Please take a few moments to create a user account." Below this text are two buttons: "Create a new FACTS account" and "Already have an account with FACTS?". A callout box with an arrow pointing to the "Create a new FACTS account" button contains the text "Click 'Create a new FACTS account'". At the bottom of the page, there is a footer with the text "A-AD-0-60 v7.3.10925.11533" and navigation links for "Top of Page", "Customer Service", "Terms of Use", and "Privacy & Security".

Complete the "Contact Info" section and click the NEXT button

Fill in all required information

Next | Cancel

Click NEXT

To provide you the best customer service possible, FACTS may contact you by any phone number associated with you, including cellular and wireless numbers. We may also contact you using automatic dialing systems, artificial or pre-recorded messages, text messages, or e-mails. By clicking 'Next' below, you agree to such contact related to your account.

Choose a USERNAME and PASSWORD and answer the SECURITY QUESTIONS then click SUBMIT

The screenshot shows a web browser window with the URL <https://online.factsmgmt.com/register/inst/3XXXP/create-account?rso=16c749c0-98e3-4877-a6e4-0f0f8cb3b214>. The page title is "Register" and it features the FACTS logo. The registration form is titled "Register" and "Online Account Profile".

Username and Password

Username*
Password*
Re-Enter Password*

- Do not include spaces in your username or password
- You may use your e-mail address for your username
- Passwords must contain at least 8 characters
- Passwords must contain at least one letter and one number
- Passwords are case sensitive

Security Questions

Password Reset Question* ?
Password Reset Answer*
Telephone ID Question 1* ?
Question 1 Answer*
Telephone ID Question 2* ?
Question 2 Answer*

|

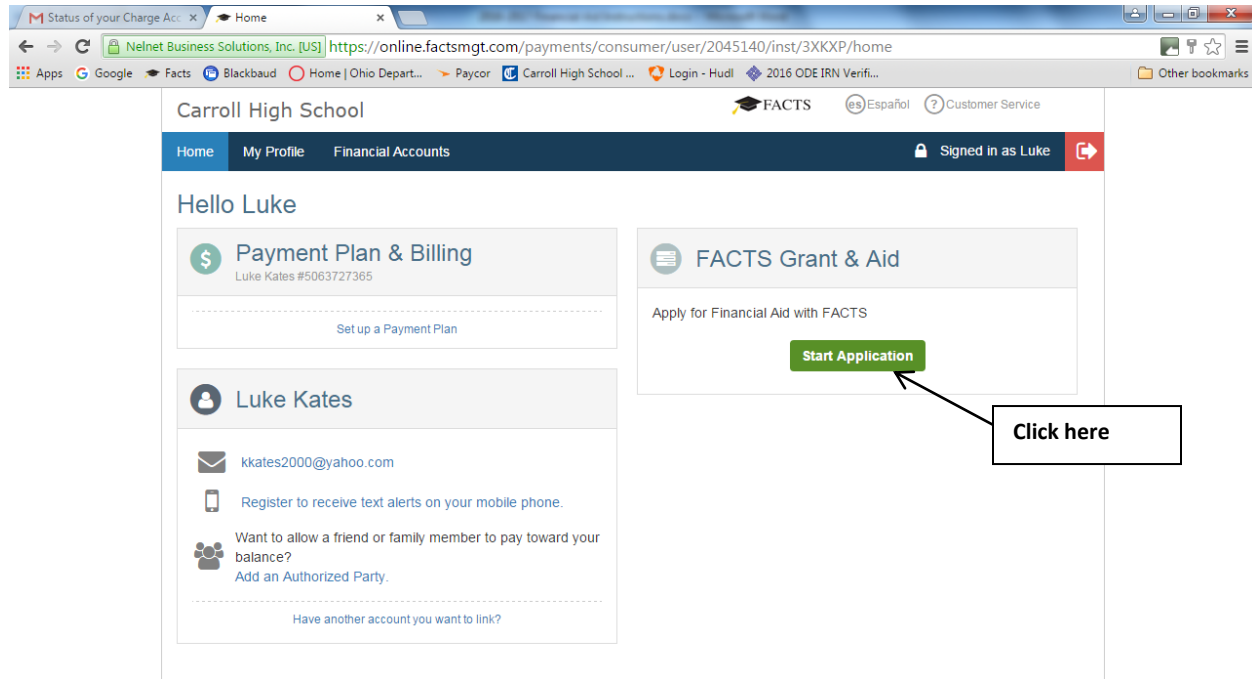
Click SUBMIT

A.A.D.-0-6A
v7.3.10925.11533

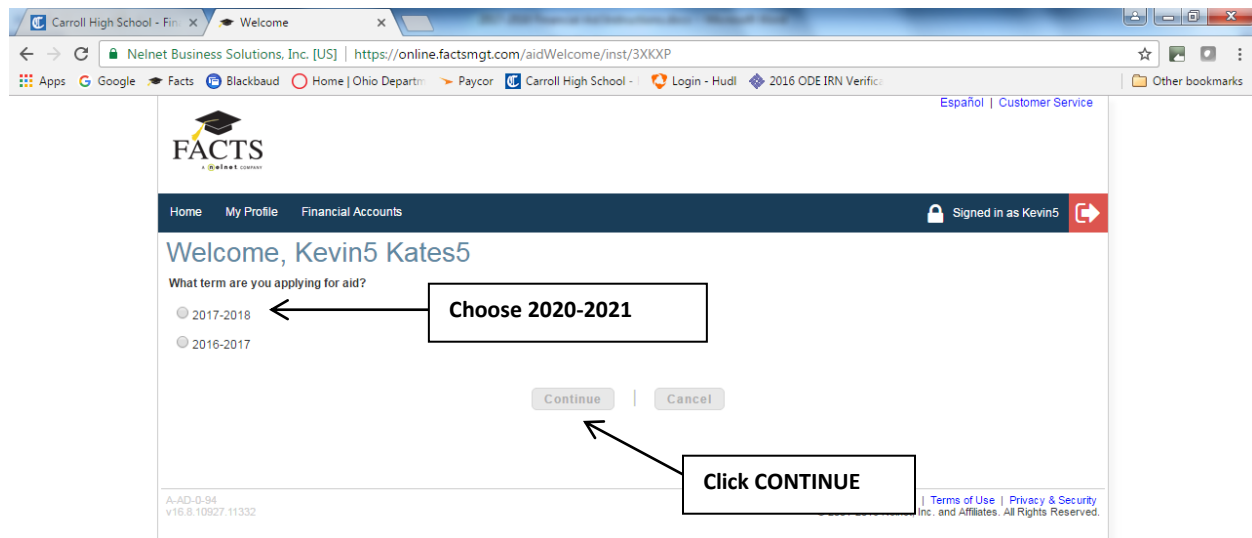
[Top of Page](#) | [Customer Service](#) | [Terms of Use](#) | [Privacy & Security](#)
© 2001-2014 Nelnet, Inc. and Affiliates. All Rights Reserved.

Step 3-Starting and Completing the 2020-2021 Financial Aid Application

Once you have registered with FACTS, you will see the “FACTS Grant & Aid Application” link. To begin the application, click the “Start Application” button.



You will be asked to select a term (year). Choose 2020-2021 and click CONTINUE.



View the tutorial video for instructions on completing the application.

The screenshot shows a web browser window with the URL <https://online.factsmtg.com/Grant/App/WhatToExpect.aspx?mode=Y>. The page is for Carroll High School, 2015-2016 School Year. The main heading is "Grant & Aid Application". Below the heading, there are links for "What to Expect", "Form", "Application Summary", and "FAQs". A video player is embedded, titled "Introduction to FACTS Grant & Aid Application". Below the video, there are three sections: "Forms of Payment" (application fee of \$28.00 per family), "Application Questions" (link to view/print list), and "Required Documentation" (list of documents including IRS forms and W-2s).

You can start the application and continue at a later time but please remember the deadline for completion and submission is December 1, 2019.

If you have problems or questions, you can contact FACTS customer support at 1-866-441-4637 or contact the Carroll High School Business Manager, Kevin Kates, at kkates@carrollhs.org.